



COMUNE DI REGALBUTO

(Provincia di Enna)



Piazza Vittorio Veneto 1 - 94017 - Regalbuto
tel. 0935/911354 - fax 0935/911360

REPUBBLICA ITALIANA



REGIONE SICILIANA
ASSESSORATO REGIONALE
DELL'AGRICOLTURA, DELLO SVILUPPO RURALE
E DELLA PESCA MEDITERRANEA

P.S.R. SICILIA 2014-2020 - Sottomisura 4.3 - Azione 1

Sostegno a investimenti nell'infrastruttura necessaria allo sviluppo, all'ammodernamento e all'adeguamento dell'agricoltura e alla silvicoltura - Viabilità Interaziendale e Strade Rurali

OGGETTO: Lavori di ammodernamento e ristrutturazione della S.P. 131 "ex S.B.16"
a partire dall'innesto sulla S.P. 134, sita nel comprensorio delle Contrade
"Sparacollo, Angara e Feudo Grande", Agro di Regalbuto

PROGETTO ESECUTIVO

0	0	3	1	9	Enna	Doc. 5/j
Codice Lavoro					Anno	Provincia
						N° ALLEGATO

SEZIONI TRASVERSALI

il Progettista:


Dott. Ing. Vittorio Angelo Longo

Il R.U.P.


Geom. Marcello Milia

Il Direttore dei Lavori

REV.	DATA	REDATTO	CONTROLLATO	APPROVATO	ANNOTAZIONI
0	Novembre 2019	MLI	LNG	LNG	
1					
2					

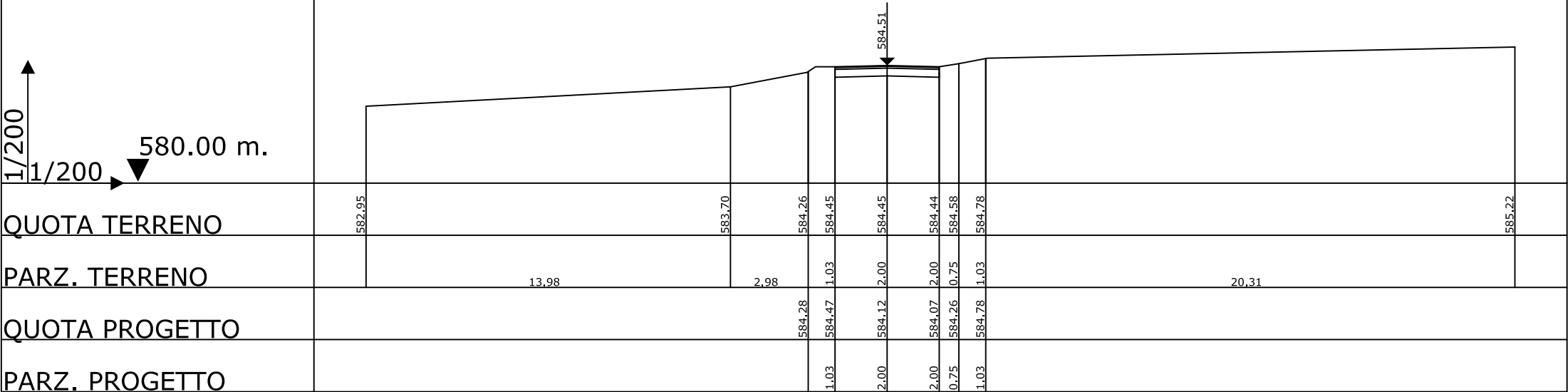
ASSE1

Sez. S1

Pr. 0.00 ml

Qt= 584.51 ml

Qp= 584.51 ml



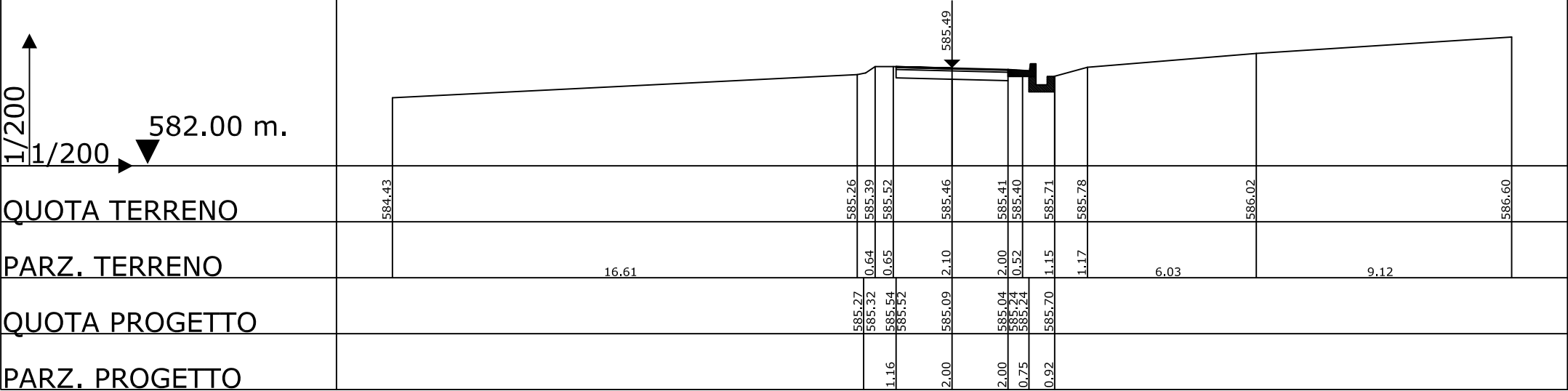
ASSE1

Sez. S2

Pr. 57.04 ml

Qt= 585.47 ml

Qp= 585.49 ml



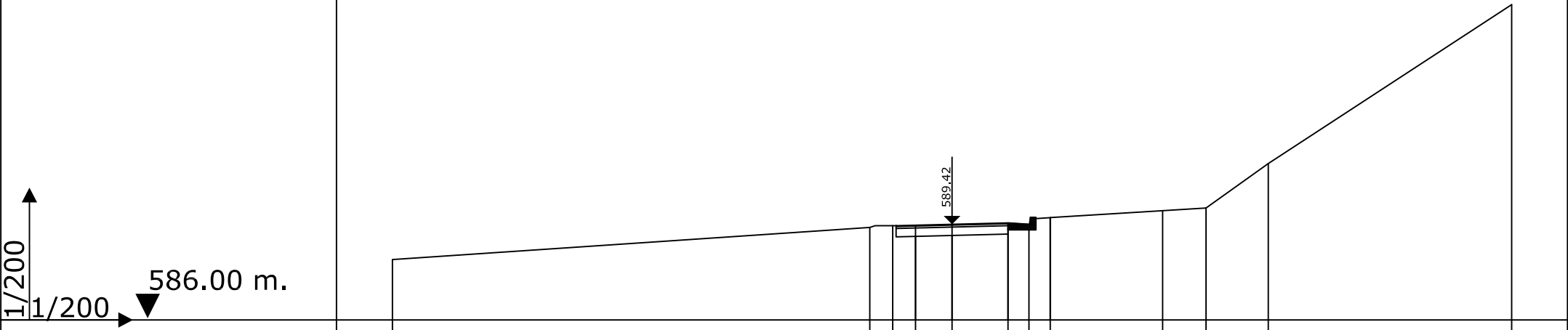
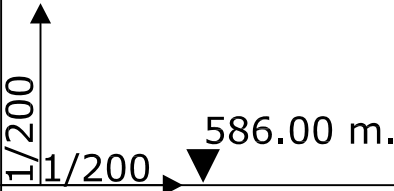
ASSE1

Sez. S3

Pr. 167.79 ml

Qt= 589.42 ml

Qp= 589.42 ml



QUOTA TERRENO	588.15				589.30	589.36	589.37	589.38		589.40	589.52	589.66		589.90	590.00	591.59	597.27
PARZ. TERRENO		17.06				0.82	0.82	1.30		2.00	0.75	0.76	4.02		1.55	2.22	8.70
QUOTA PROGETTO					589.24	589.37	588.98	589.02		589.07	589.27	589.65					
PARZ. PROGETTO						0.94	0.70	1.30		2.00	0.75	0.76					

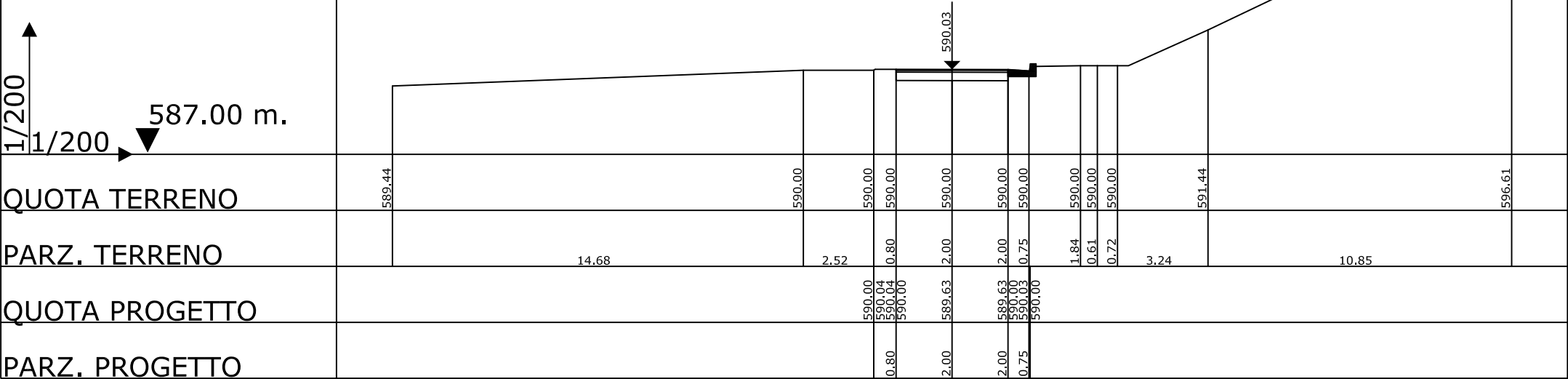
ASSE1

Sez. S4

Pr. 191.23 ml

Qt= 590.00 ml

Qp= 590.03 ml



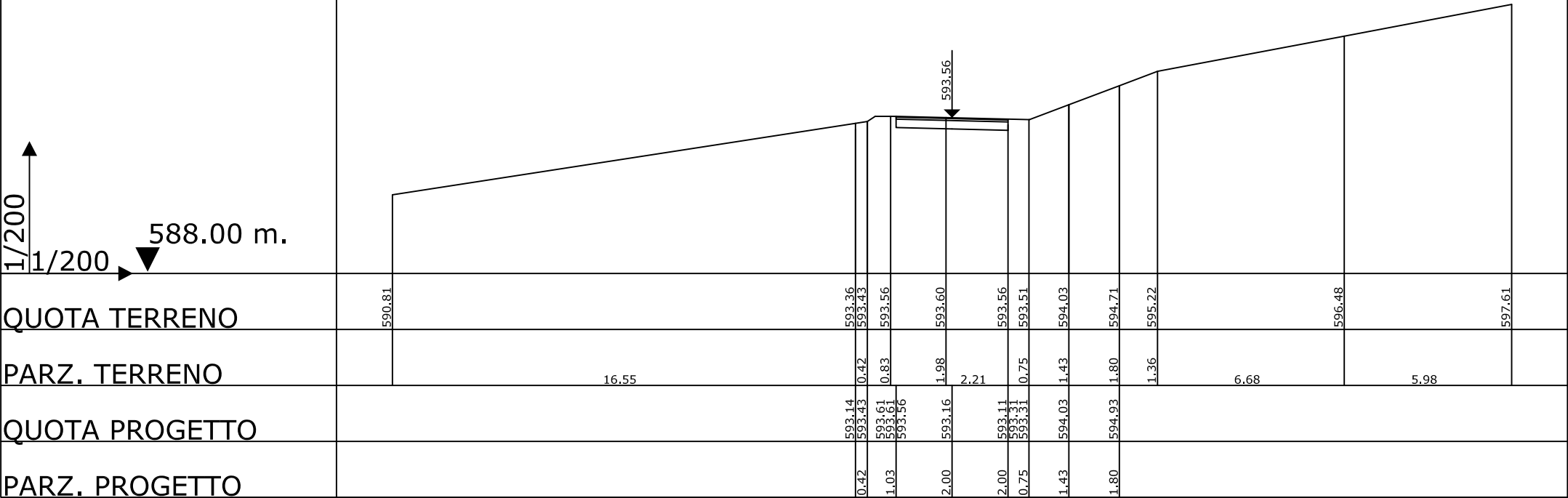
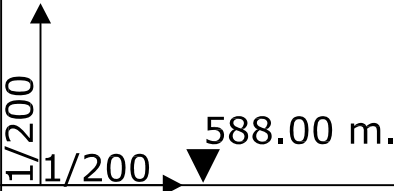
ASSE1

Sez. S5

Pr. 251.62 ml

Qt= 593.65 ml

Qp= 593.56 ml



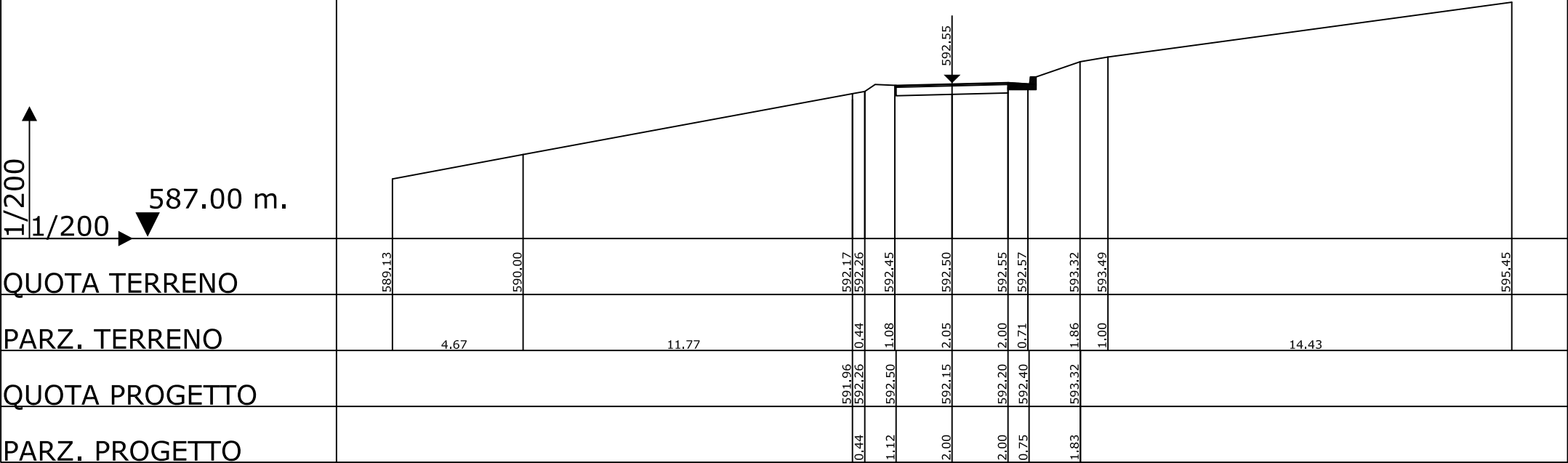
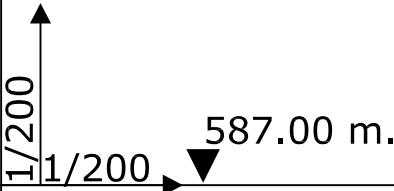
ASSE1

Sez. S6

Pr. 302.33 ml

Qt= 592.56 ml

Qp= 592.55 ml



QUOTA TERRENO

PARZ. TERRENO

QUOTA PROGETTO

PARZ. PROGETTO

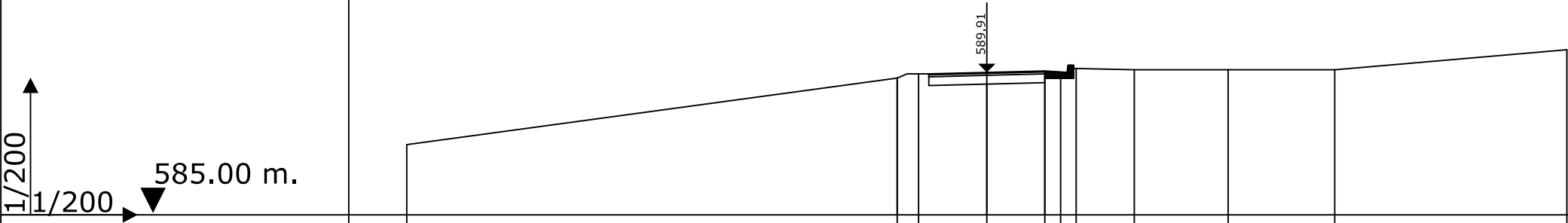
ASSE1

Sez. S7

Pr. 399.21 ml

Qt= 590.00 ml

Qp= 589.91 ml



QUOTA TERRENO	587.42			589.71	589.81		589.86	589.89	589.90	589.93		590.00		590.00	590.00	590.69
PARZ. TERRENO		16.91		0.74	2.35			2.00	0.54	0.54		2.00	3.23	3.68	8.00	
QUOTA PROGETTO				589.63	589.73	589.86	589.82	589.51	589.56	589.76	590.00					
PARZ. PROGETTO				1.09				2.00	0.75	0.48						

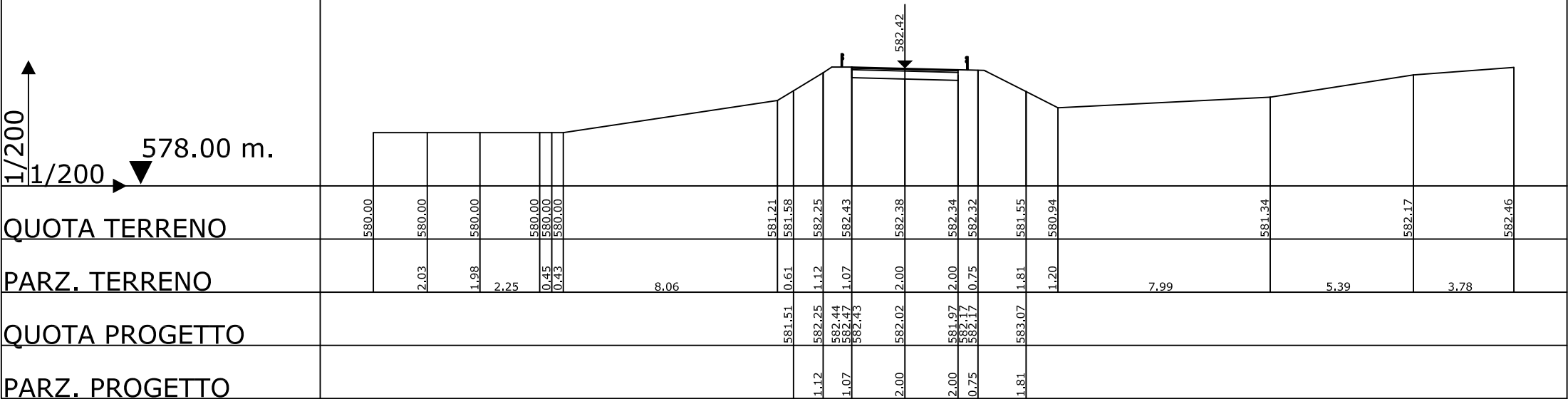
ASSE1

Sez. S8

Pr. 488.38 ml

Qt= 582.25 ml

Qp= 582.42 ml



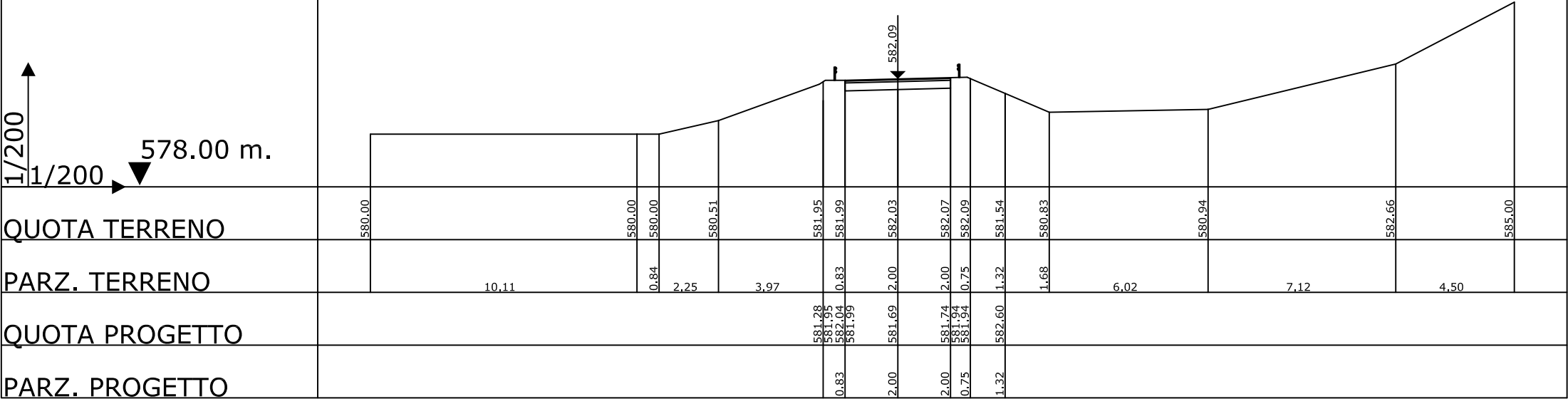
ASSE1

Sez. S9

Pr. 573.98 ml

Qt= 581.82 ml

Qp= 582.09 ml



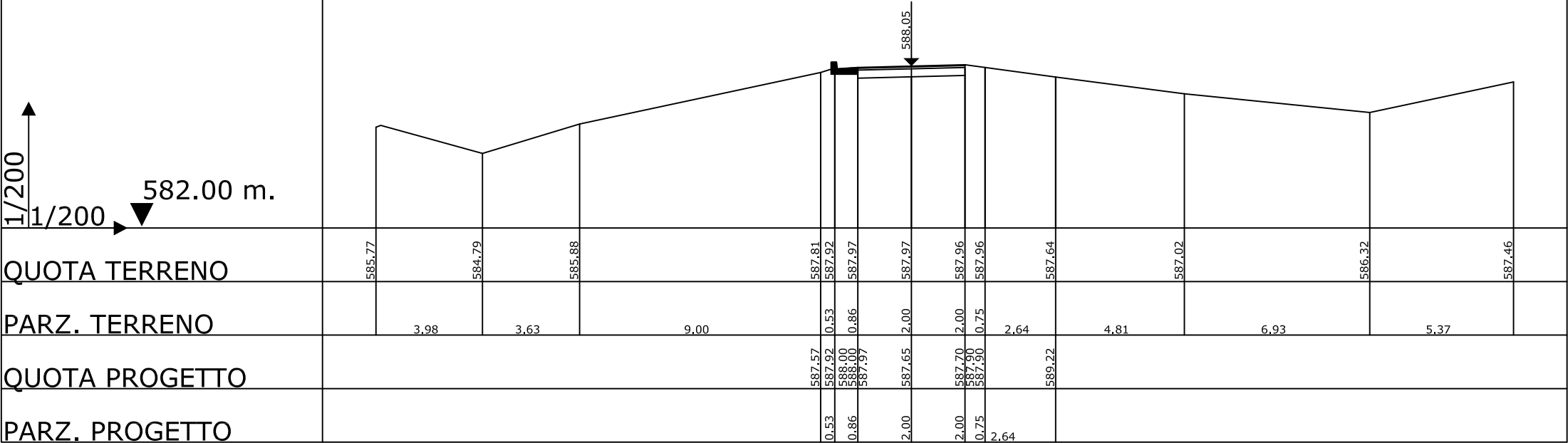
ASSE1

Sez. S10

Pr. 638.50 ml

Qt= 588.21 ml

Qp= 588.05 ml



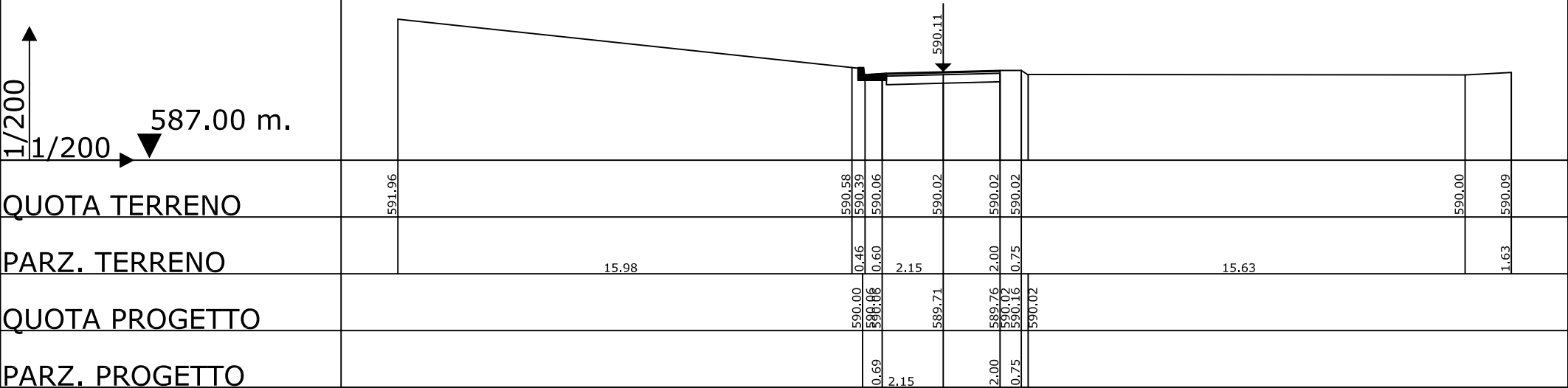
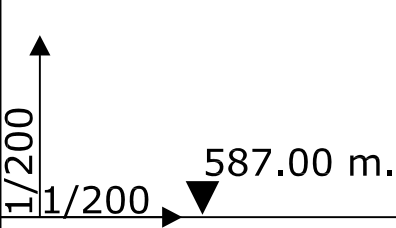
ASSE1

Sez. S11

Pr. 729.96 ml

Qt= 590.00 ml

Qp= 590.11 ml



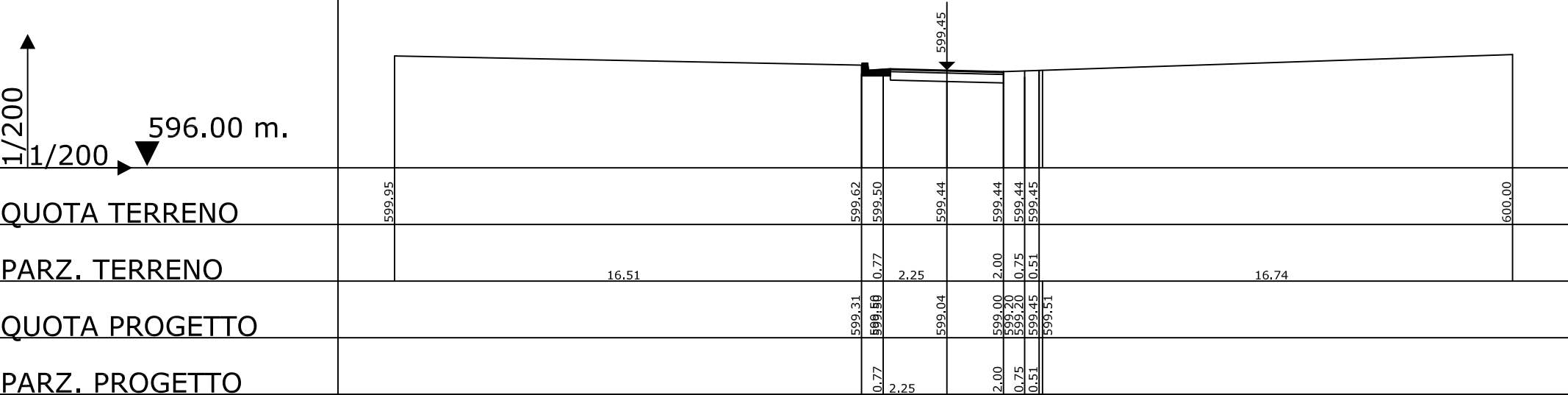
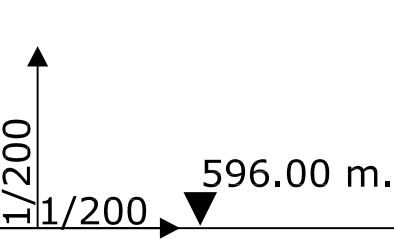
ASSE1

Sez. S12

Pr. 840.09 ml

Qt= 599.41 ml

Qp= 599.45 ml



QUOTA TERRENO

PARZ. TERRENO

QUOTA PROGETTO

PARZ. PROGETTO

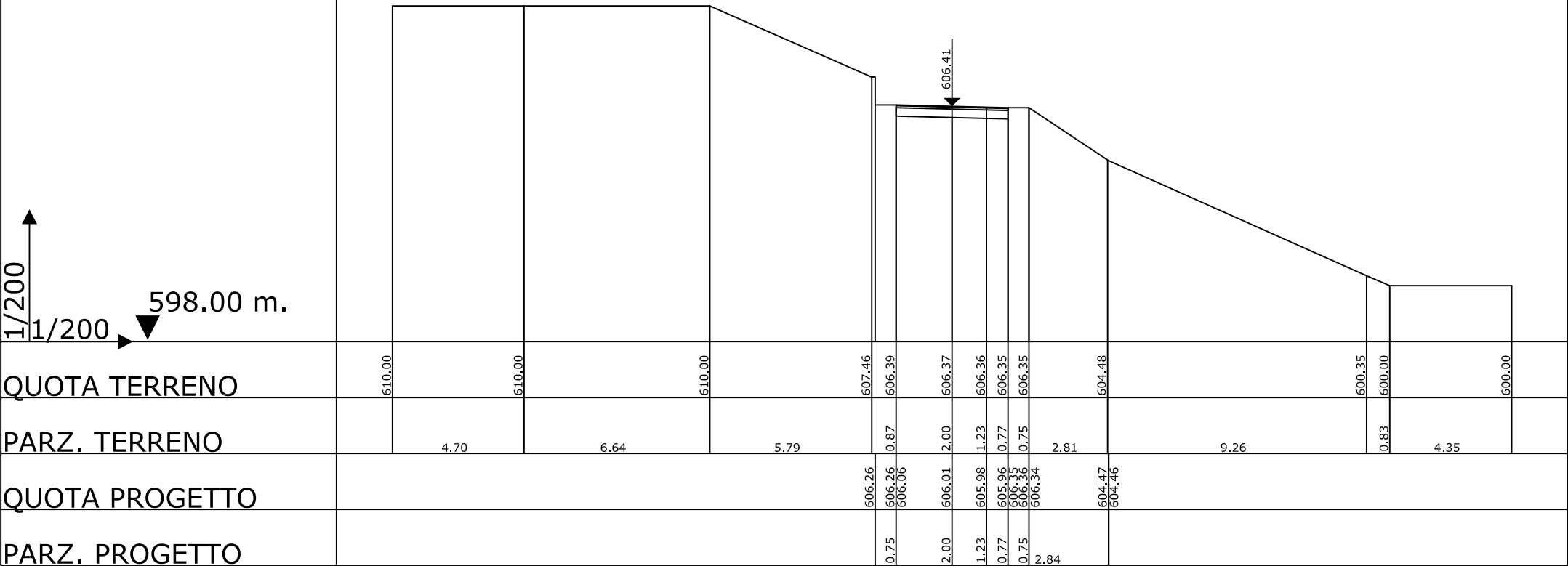
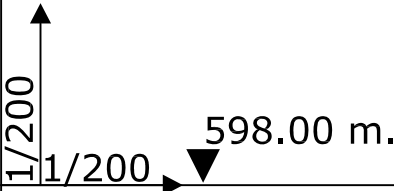
ASSE1

Sez. S13

Pr. 907.19 ml

Qt= 606.32 ml

Qp= 606.41 ml



QUOTA TERRENO

PARZ. TERRENO

QUOTA PROGETTO

PARZ. PROGETTO

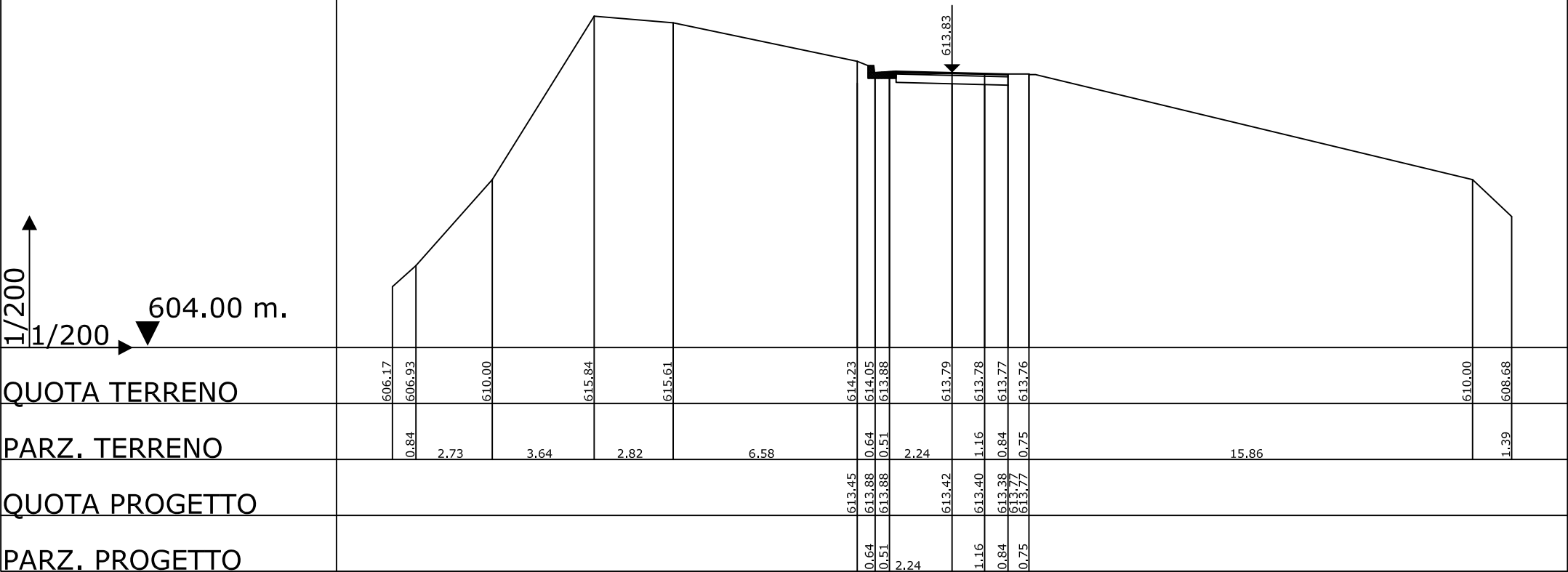
ASSE1

Sez. S14

Pr. 962.18 ml

Qt= 613.49 ml

Qp= 613.83 ml



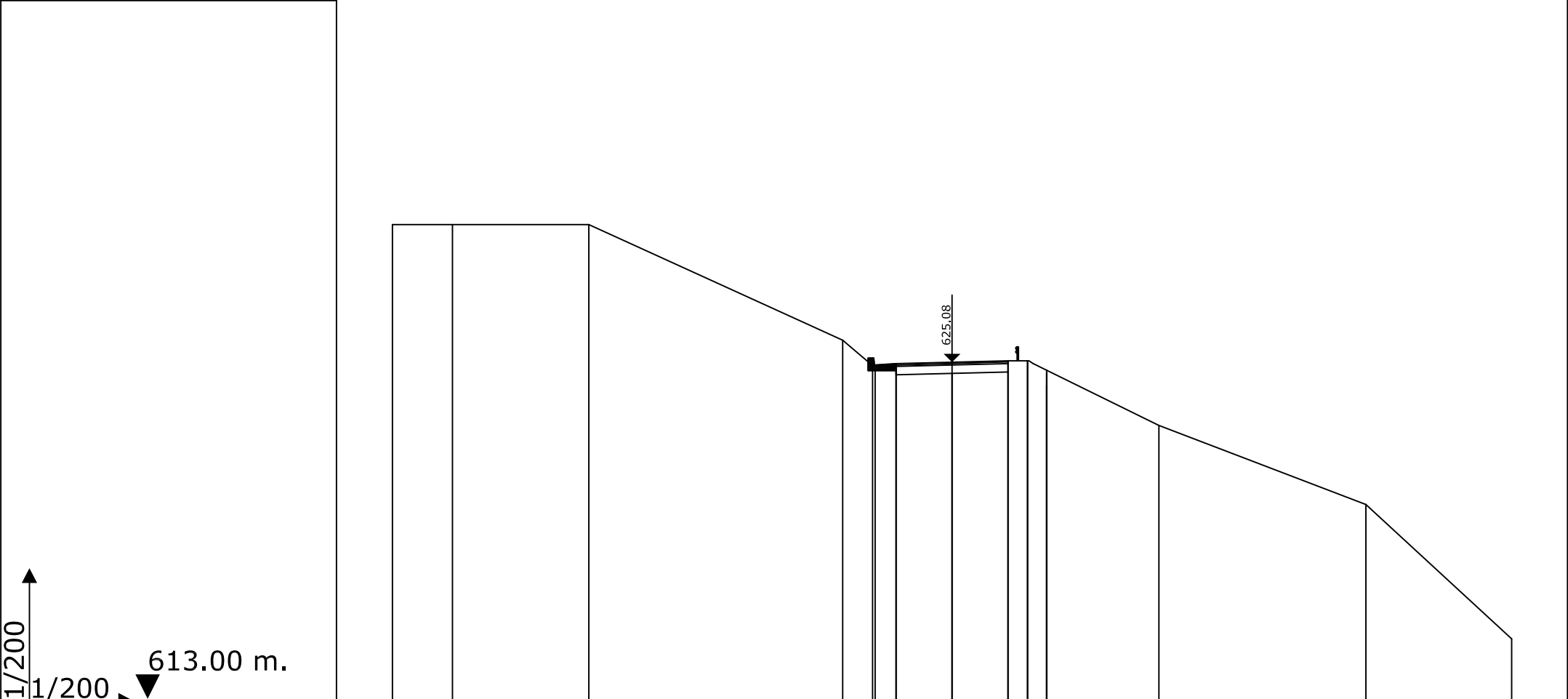
ASSE1

Sez. S15

Pr. 1010.67 ml

Qt= 625.43 ml

Qp= 625.08 ml



QUOTA TERRENO	630.00	630.00	630.00	625.87	624.96	624.98	625.04	625.09	625.11	624.80	622.83	620.00	615.20
PARZ. TERRENO	2.14	4.87	9.08	1.07	0.84	2.00	2.00	0.70	0.68	4.01	7.40	5.21	
QUOTA PROGETTO				624.83	624.83	624.63	624.68	624.73	625.09	624.71			
PARZ. PROGETTO				0.75		2.00		2.00	0.70	0.68			

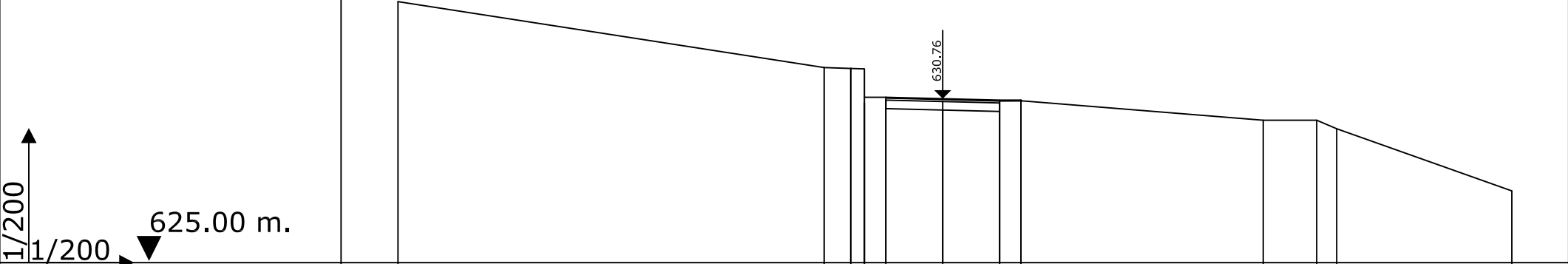
ASSE1

Sez. S16

Pr. 1076.45 ml

Qt= 630.66 ml

Qp= 630.76 ml



QUOTA TERRENO	634.17	631.85	631.02	630.66	630.66	630.67	630.68	630.68	630.00	630.00	629.70	627.52
PARZ. TERRENO		14.98	0.93	0.48	0.75	2.00	2.00	0.75	8.51	1.88	0.70	6.15
QUOTA PROGETTO			630.85	630.61	630.61	630.36	630.31	630.71				
PARZ. PROGETTO			0.48	0.75		2.00	2.00	0.75				

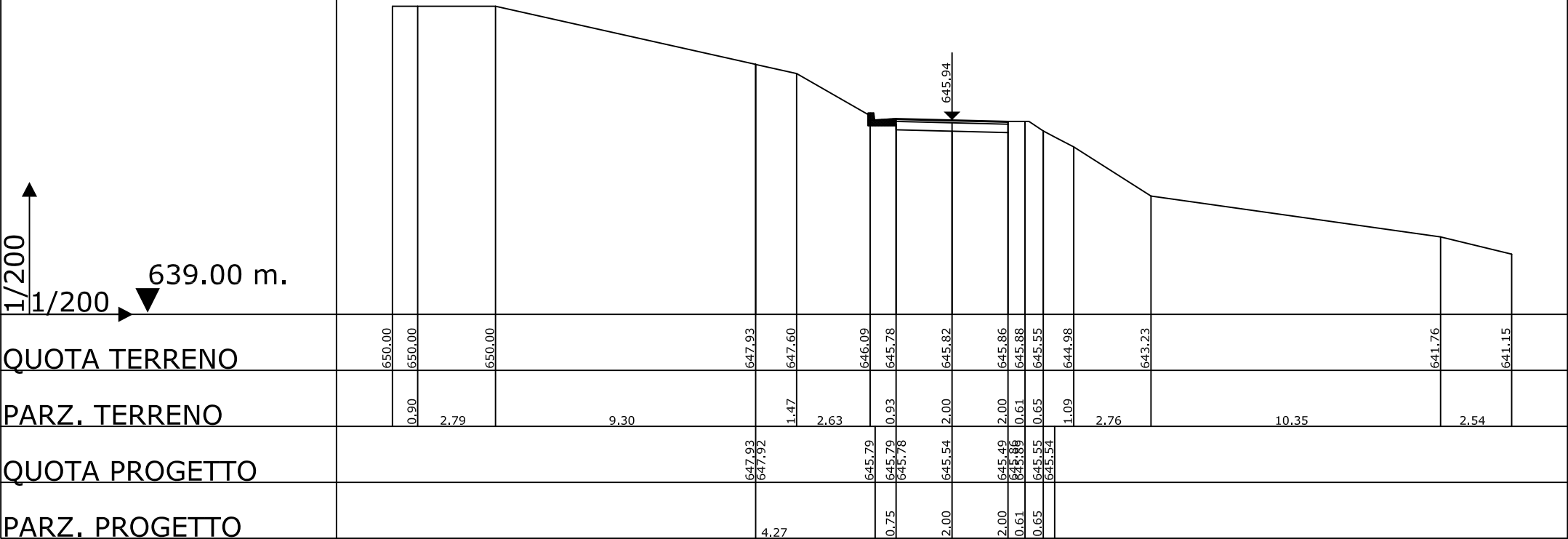
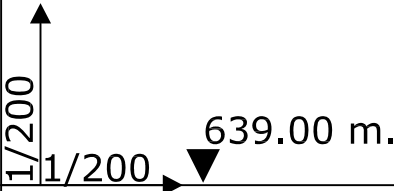
ASSE1

Sez. S17

Pr. 1185.55 ml

Qt= 646.21 ml

Qp= 645.94 ml



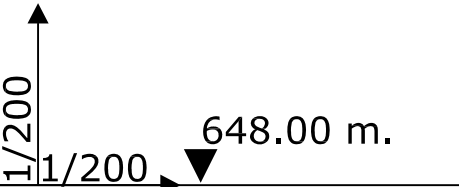
ASSE1

Sez. S18

Pr. 1288.17 ml

Qt= 650.18 ml

Qp= 650.68 ml



QUOTA TERRENO	650.00		650.64	650.68	650.67	650.64	650.63	650.62	650.61	650.60		650.25
PARZ. TERRENO		16.24		0.91	0.85	2.00	1.41	0.57	0.71	0.56	16.62	
QUOTA PROGETTO			650.05	650.68	650.73	650.67	650.28	650.24	650.23	650.63	650.62	
PARZ. PROGETTO				0.93	0.83	2.00	1.41	0.57	0.76	0.50		

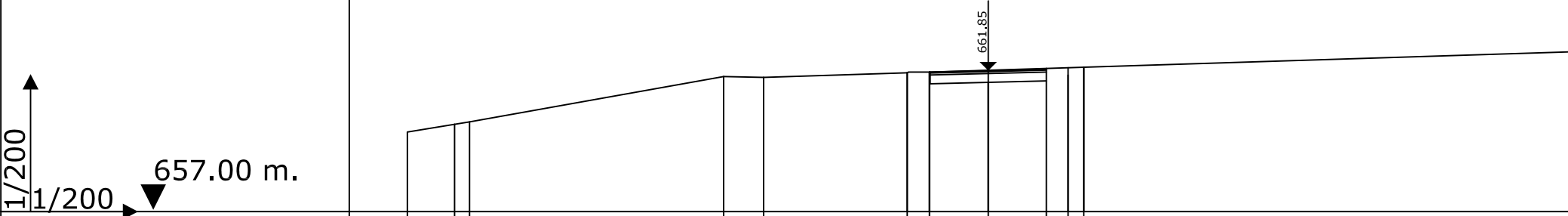
ASSE1

Sez. S19

Pr. 1353.21 ml

Qt= 661.86 ml

Qp= 661.85 ml



QUOTA TERRENO	659.74	660.00	660.09		661.64	661.62		661.77	661.80		661.86	661.85	661.92	661.95	661.96		662.49
PARZ. TERRENO		1.63	0.52	8.75		1.38	4.94		0.77		2.02		2.00	0.75	0.54		16.71
QUOTA PROGETTO								661.77	661.80		661.45		661.50	661.70	661.96		
PARZ. PROGETTO								0.77			2.02		2.00	0.75	0.54		

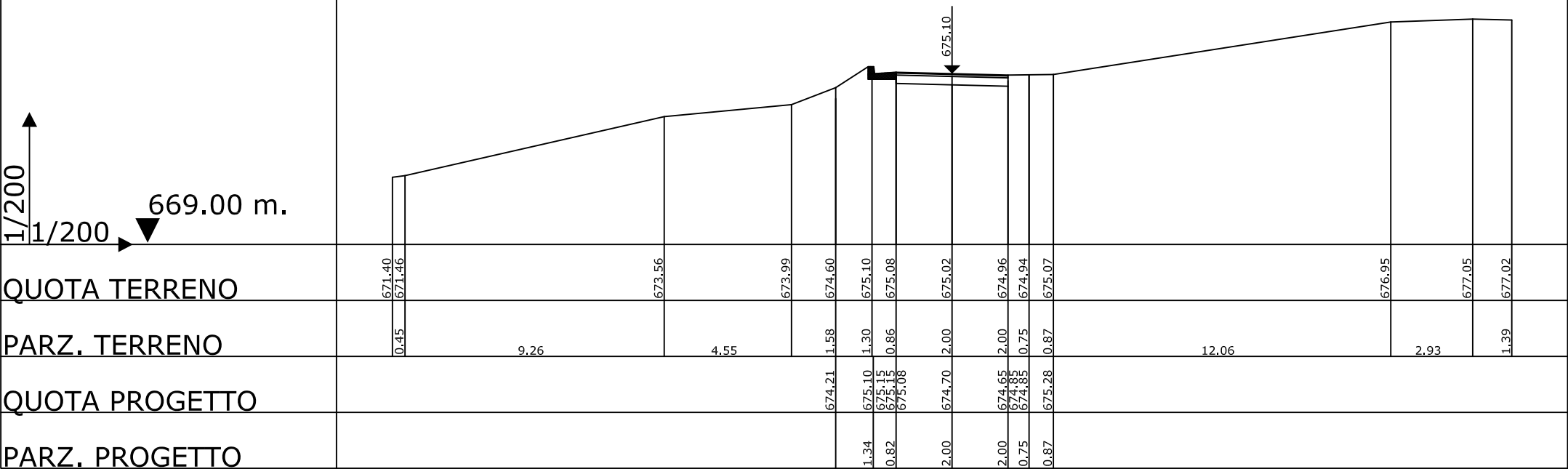
ASSE1

Sez. S20

Pr. 1429.64 ml

Qt= 674.78 ml

Qp= 675.10 ml



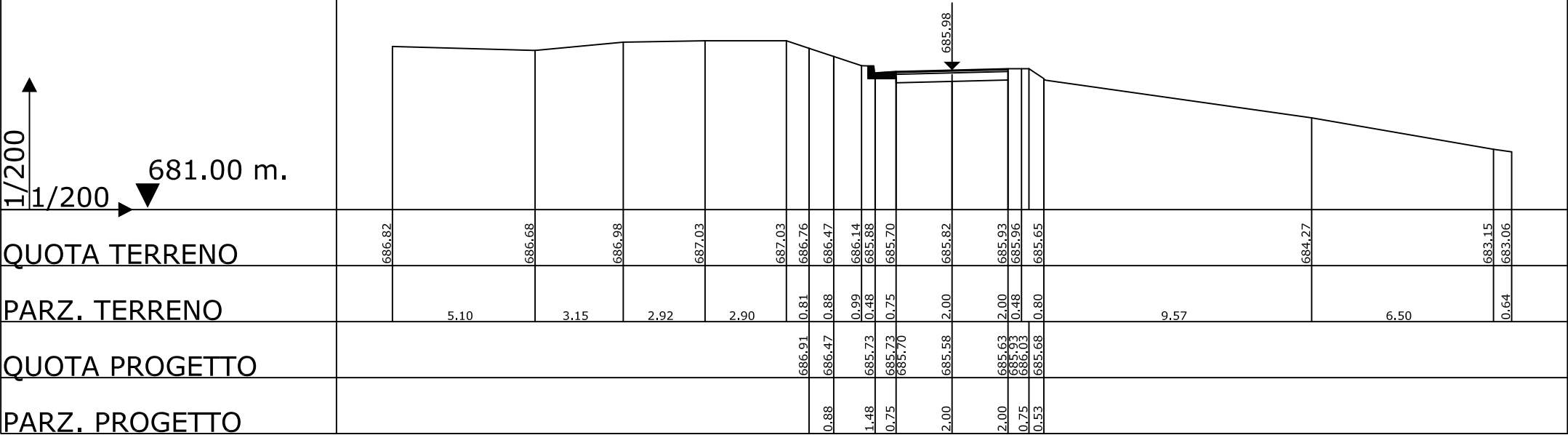
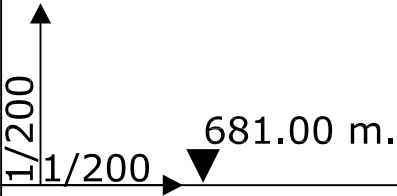
ASSE1

Sez. S21

Pr. 1481.54 ml

Qt= 686.16 ml

Qp= 685.98 ml



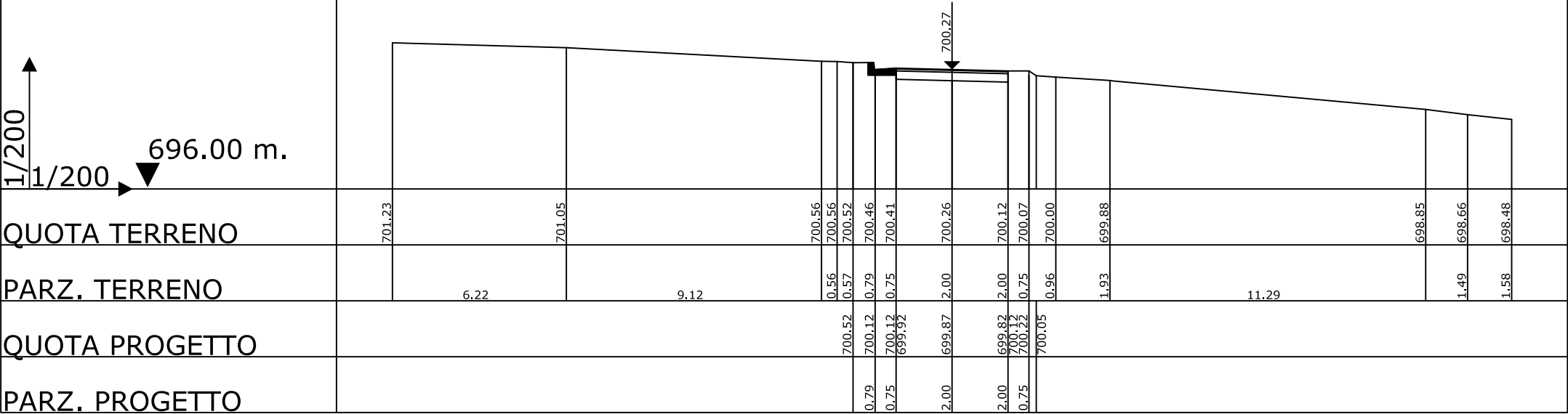
ASSE1

Sez. S22

Pr. 1566.76 ml

Qt= 700.26 ml

Qp= 700.27 ml



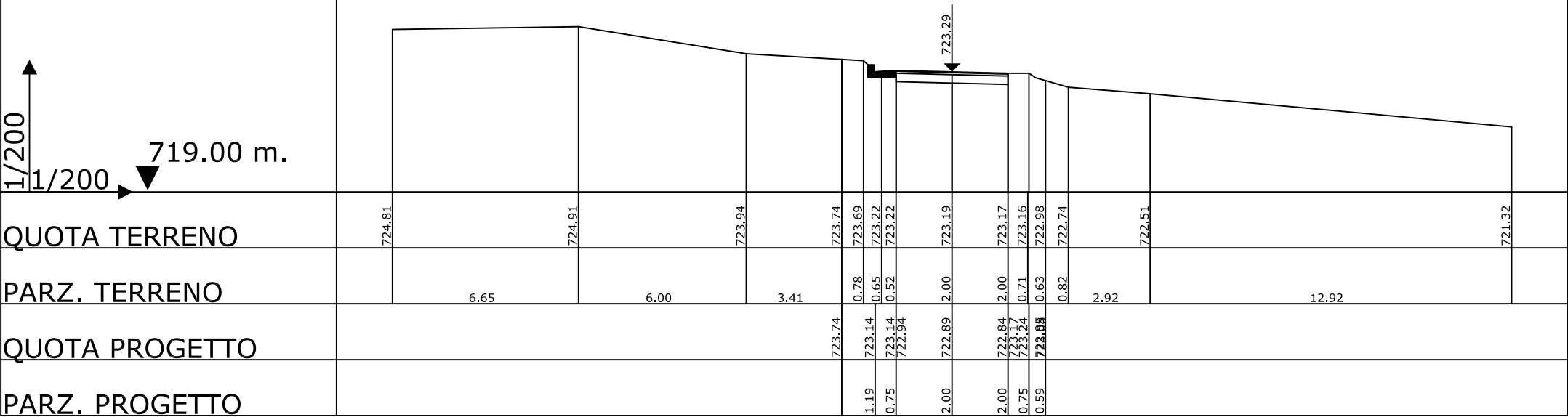
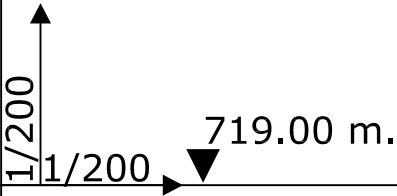
ASSE1

Sez. S23

Pr. 1698.27 ml

Qt= 723.28 ml

Qp= 723.29 ml



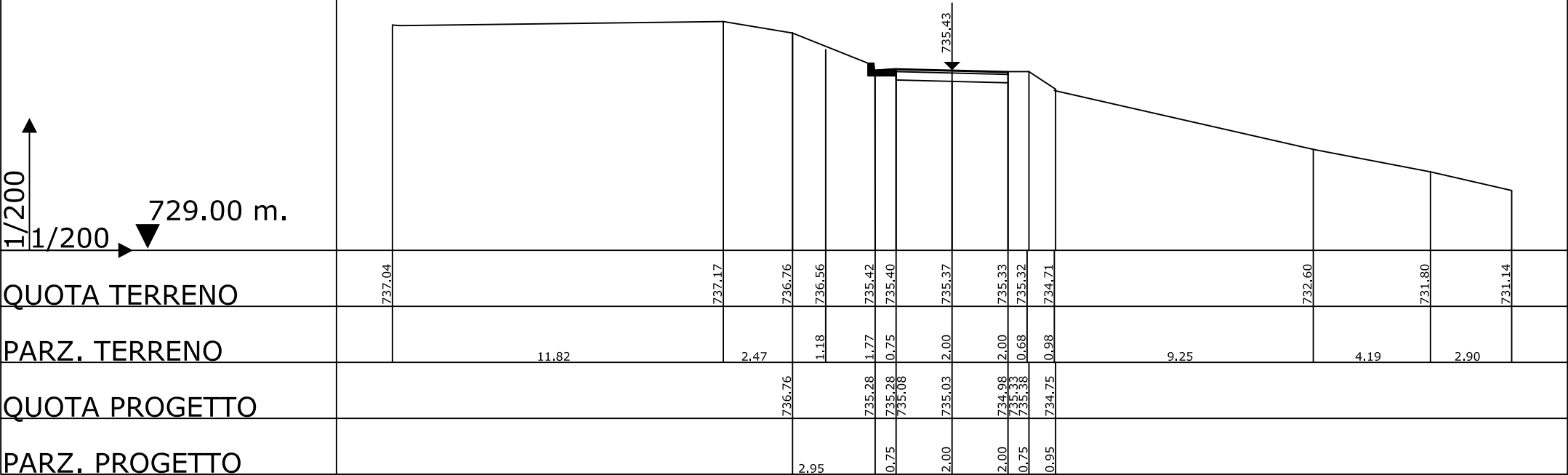
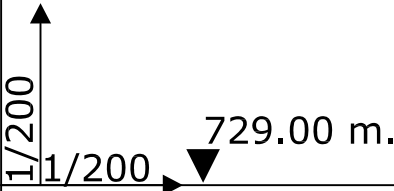
ASSE1

Sez. S24

Pr. 1763.71 ml

Qt= 735.59 ml

Qp= 735.43 ml



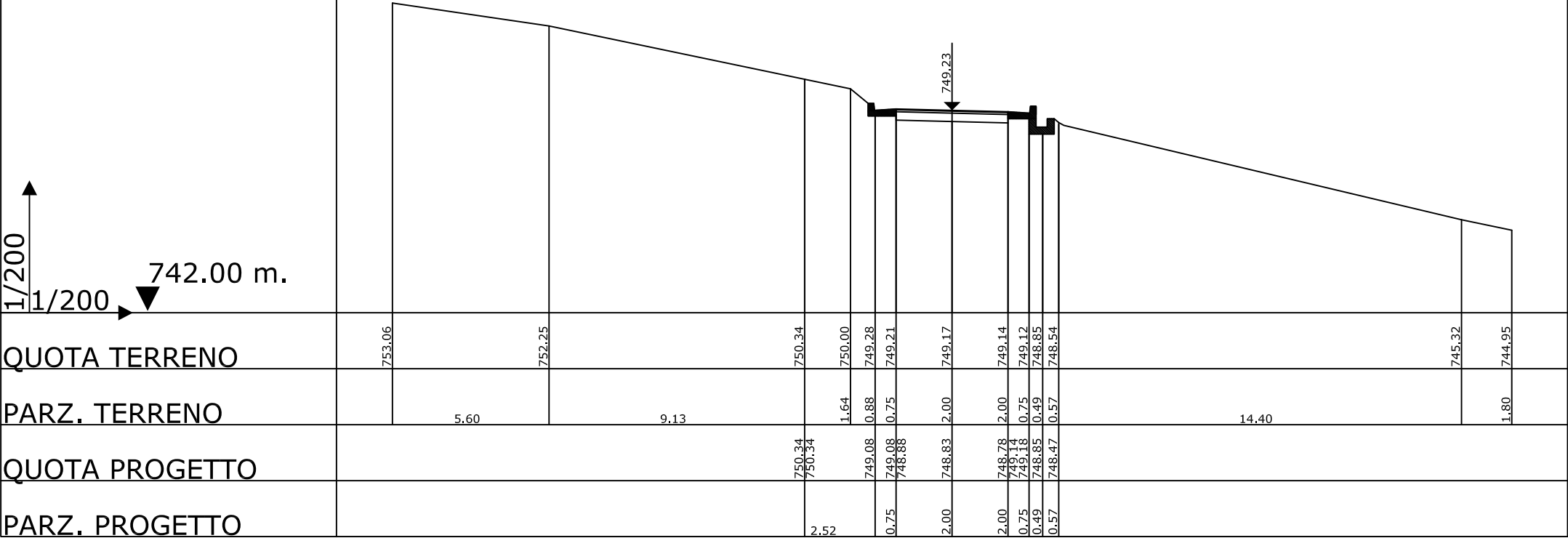
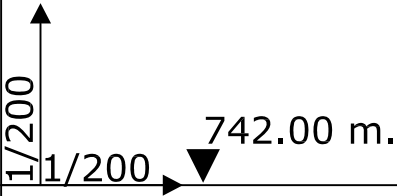
ASSE1

Sez. S25

Pr. 1862.96 ml

Qt= 749.24 ml

Qp= 749.23 ml



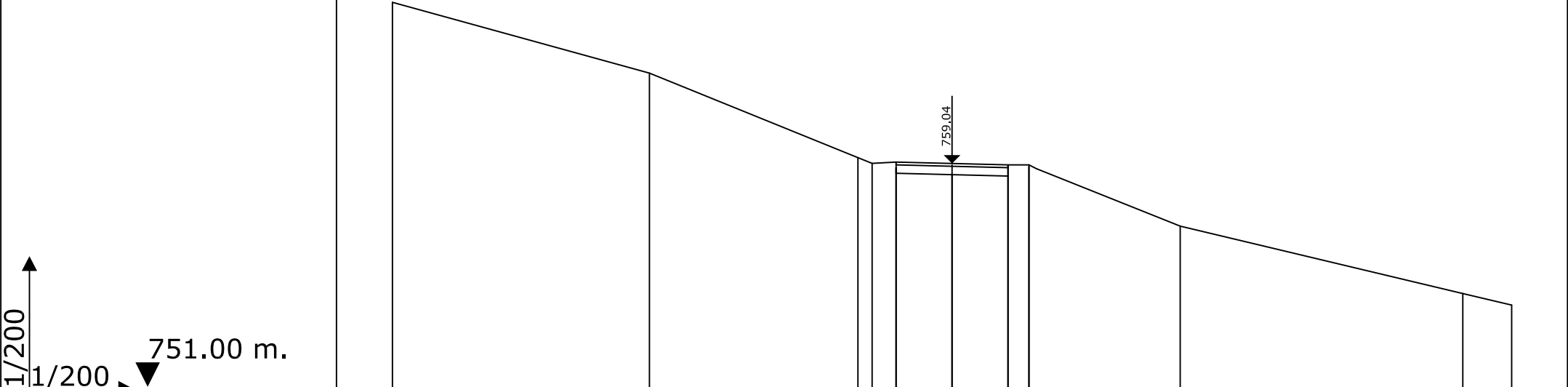
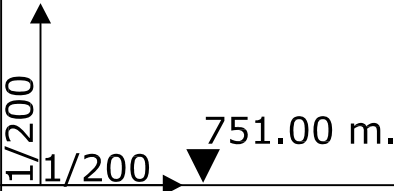
ASSE1

Sez. S26

Pr. 1941.14 ml

Qt= 759.07 ml

Qp= 759.04 ml



QUOTA TERRENO	764.79	762.26	760.00	759.04	759.02	758.98	758.94	758.92	756.80	754.39	753.98
PARZ. TERRENO		9.18	7.45	0.51	0.86	2.00	2.00	0.75	5.40	10.10	1.74
QUOTA PROGETTO				758.89	758.89	758.64	758.59	758.94			
PARZ. PROGETTO					0.75	2.00	2.00	0.75			

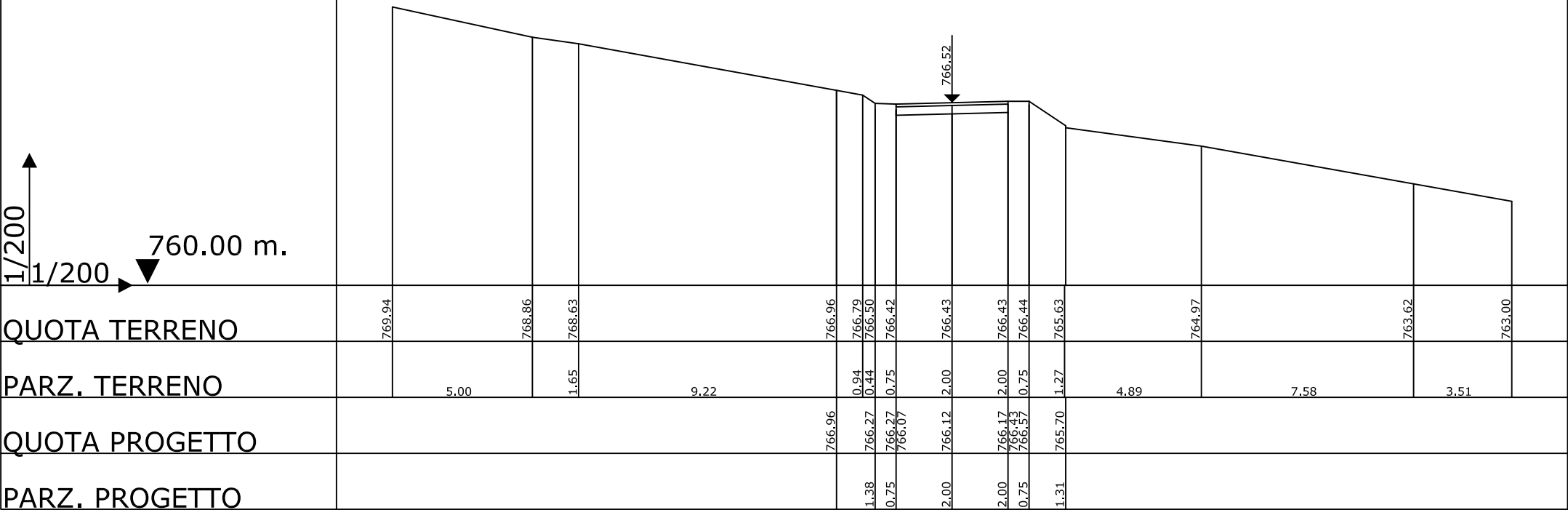
ASSE1

Sez. S27

Pr. 1999.14 ml

Qt= 766.31 ml

Qp= 766.52 ml



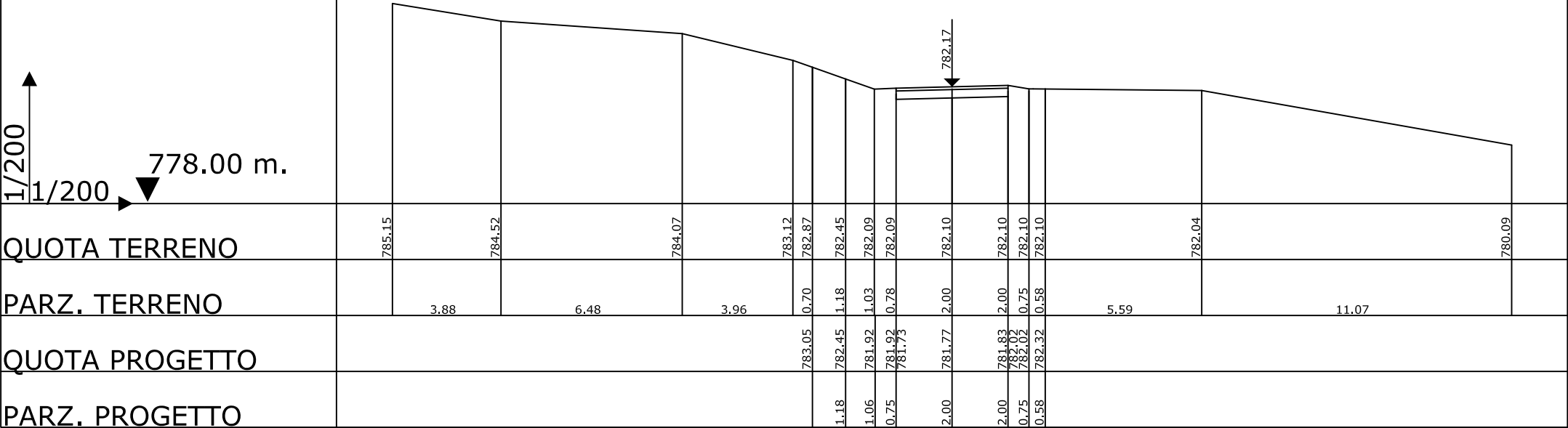
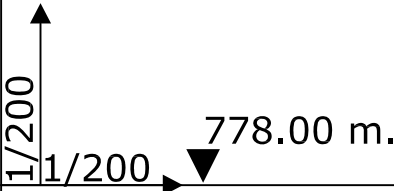
ASSE1

Sez. S28

Pr. 2087.51 ml

Qt= 782.54 ml

Qp= 782.17 ml



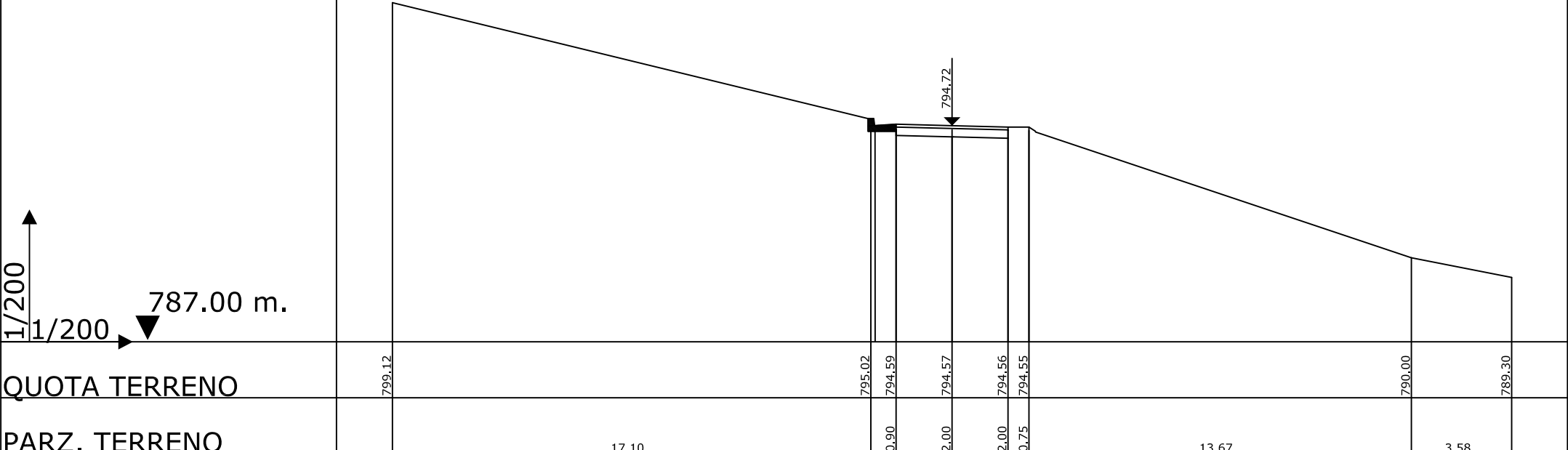
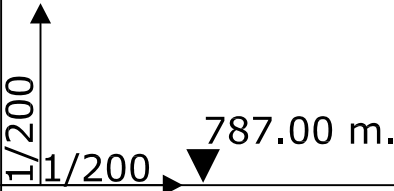
ASSE1

Sez. S29

Pr. 2201.33 ml

Qt= 794.72 ml

Qp= 794.72 ml



QUOTA TERRENO

PARZ. TERRENO

QUOTA PROGETTO

PARZ. PROGETTO

799.12				795.02	794.59		794.57	794.56	794.55		790.00		789.30
		17.10			0.90	2.00		2.00	0.75		13.67	3.58	
				794.57	794.57	794.32	794.32	794.27	794.56	794.67			
					0.75	2.00		2.00	0.75				

ASSE1

Sez. S30

Pr. 2258.79 ml

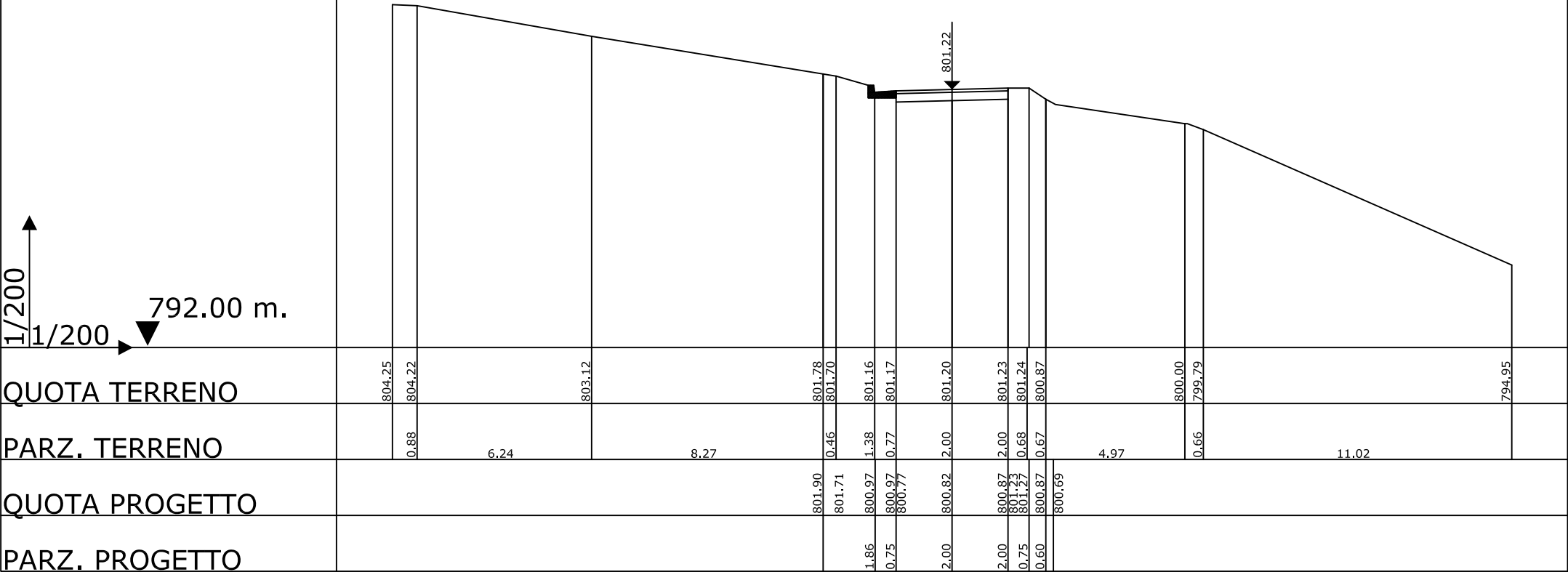
Qt= 801.23 ml

Qp= 801.22 ml

1/200

1/200

792.00 m.



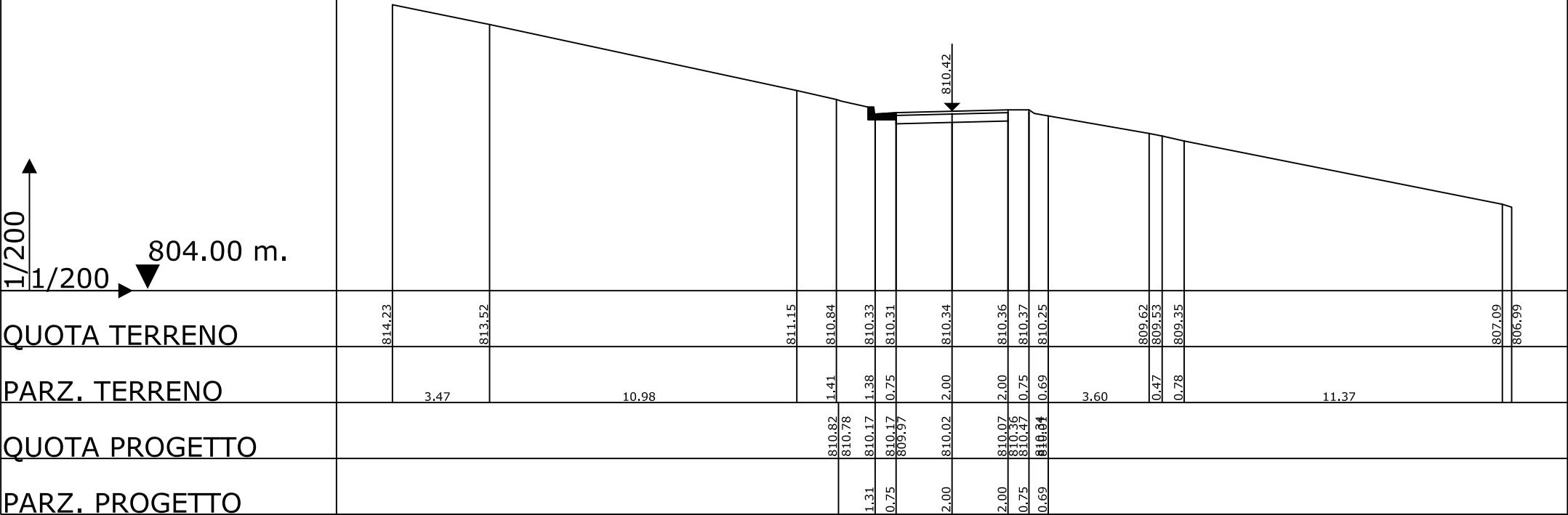
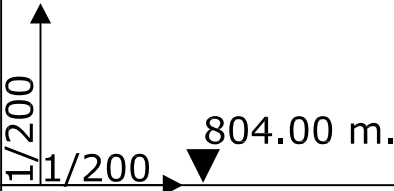
ASSE1

Sez. S31

Pr. 2342.44 ml

Qt= 810.34 ml

Qp= 810.42 ml



QUOTA TERRENO

PARZ. TERRENO

QUOTA PROGETTO

PARZ. PROGETTO

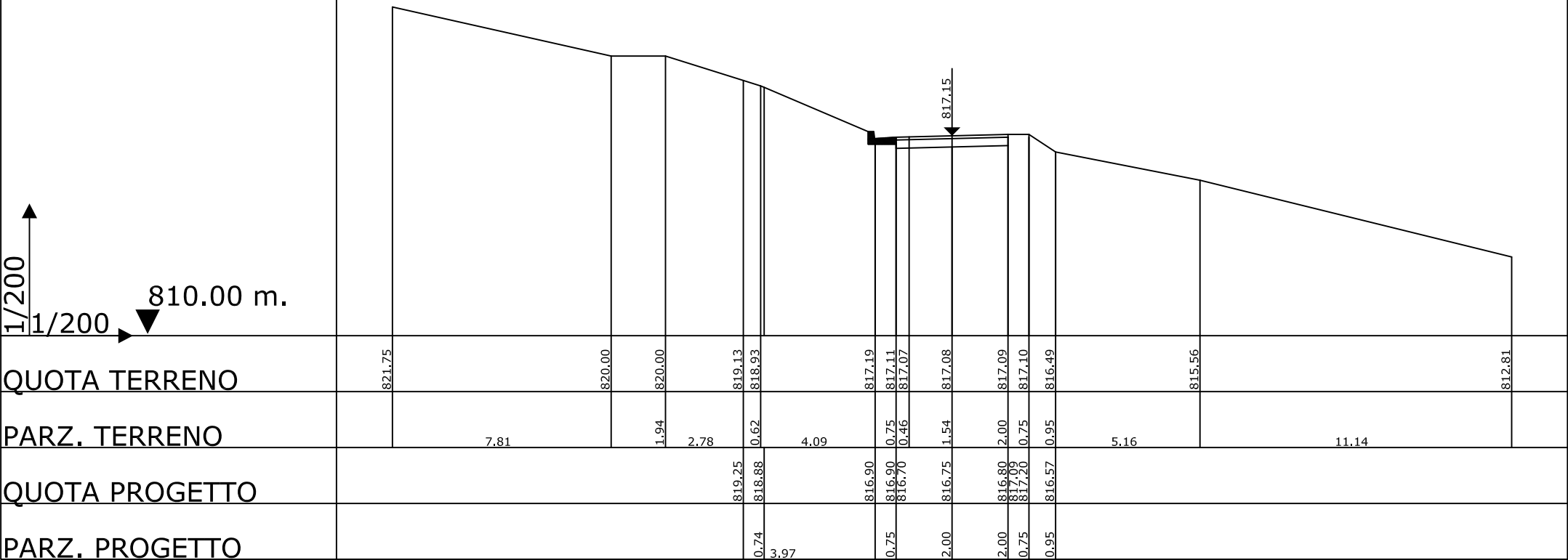
ASSE1

Sez. S32

Pr. 2390.90 ml

Qt= 817.29 ml

Qp= 817.15 ml



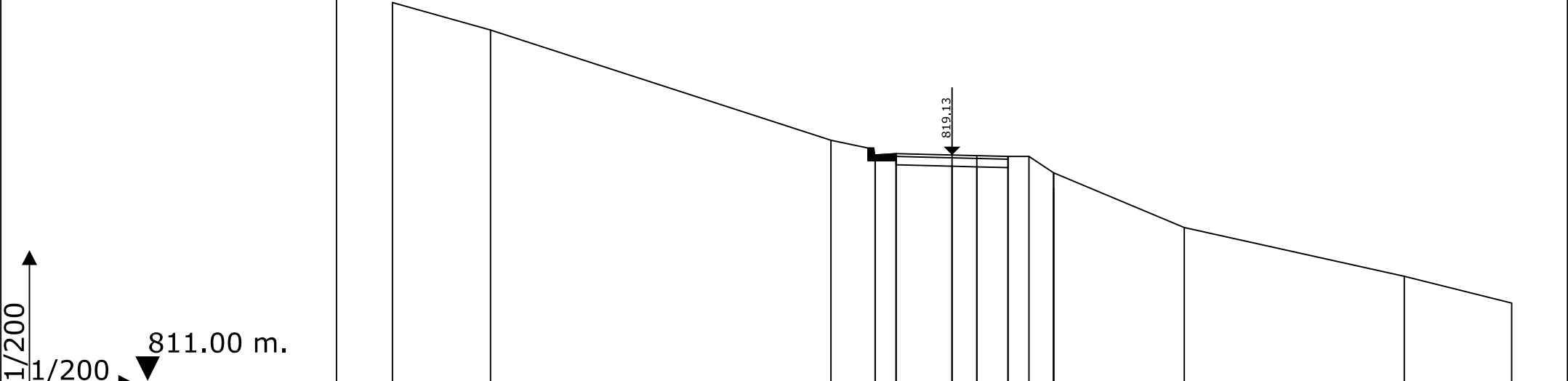
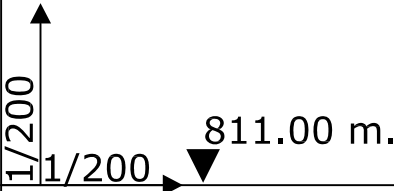
ASSE1

Sez. S33

Pr. 2438.65 ml

Qt= 819.04 ml

Qp= 819.13 ml



QUOTA TERRENO	824.58	823.59	819.66	819.16	819.13	819.09	819.08	819.06	819.04	818.47	816.54	814.80	813.84
PARZ. TERRENO		3.50	12.17	1.58	0.75	2.00	0.88	1.12	0.73	0.90	4.67	7.87	3.84
QUOTA PROGETTO				818.98	818.78	818.73	818.71	818.68	819.06	819.08			
PARZ. PROGETTO				0.75		2.00	0.88	1.12	0.75	0.88			

ASSE1	
Sez. S34	
Pr. 2522.63 ml	
Qt= 829.11 ml	
Qp= 828.89 ml	
QUOTA TERRENO	834.57 830.00 830.00 828.81 828.82 828.84 828.87 828.88 828.79 827.85 825.91
PARZ. TERRENO	12.18 2.36 2.71 0.75 2.00 2.00 0.68 0.52 5.41 11.39
QUOTA PROGETTO	830.00 828.64 828.64 828.45 828.50 828.54 828.87 828.95 828.64 828.89
PARZ. PROGETTO	2.71 0.75 2.00 2.00 0.75 0.45

ASSE 1

Sez. S35

Pr. 3550 ml

1/200

1/200

673.00 m.

